

TALON IGNITER CLIPS

Instructions for Successful Operation

(seriously, read this!)


Watch the Video!

To see a video guide of this document
please visit :

www.cobrafiringsystems.com/talon

Setting your 18M to Talon Mode

You must set the 18M to Talon clip mode. To change to Talon mode, press SYNC and CH+ at the same time on the 18M, not the remote. This will display "2.0" when complete. The 18M will maintain this setting even if powered off or the batteries are removed.



What Type of Batteries to Use

Use Energizer or Duracell 9V batteries only! Do not use any other brand including Rayovac or Eveready. If you are using anything other than Energizer or Duracell, you risk cues not firing.



Wiring Multiple Clips

Always Wire in Parallel!

Simply twist one wire from each side to all clips you want to wire. Never wire Talon clips in series! When firing multiple talons, make sure 2P power level is 8 or higher.



Max Clips by Wire Length

22 AWG

Wire Length	Max per cue
50 ft. / 15m	4
100 ft. / 30m	3
260 ft. / 80m	3
820 ft. / 250m	2


24 AWG

Wire Length	Max per cue
50 ft. / 15m	3
100 ft. / 30m	2
260 ft. / 80m	2
820 ft. / 250m	1

Clipping the Talon Igniter to Fuse


1 Opening Clip

Move the wire so it comes out the side of the clip and not out the back. This will allow the mouth of the clip to open wider.



2 Placing on Fuse

Open the clip mouth and place over the fuse. Do not insert the fuse in from the side.



3 Secure with Tape

Cover the clip, the fuse, and part of the wire with a strong tape. This will provide strain relief.



4 Preparing the Wires

Peel the two wires apart and fold the exposed copper in half. This will provide better contact with the cue terminal.



5 Inserting into Module

Insert the folded wire into the center of the cue terminal. Do not squeeze the red and black clips. The spring pressure will hold the wire in place.



Watch the Video!

To see a video guide of this document
please visit :

www.cobrafiringsystems.com/talon

Questions or Concerns?

Please contact us by email at
ssmith@cobrafiringsystems.com or by
phone at 518-222-7410